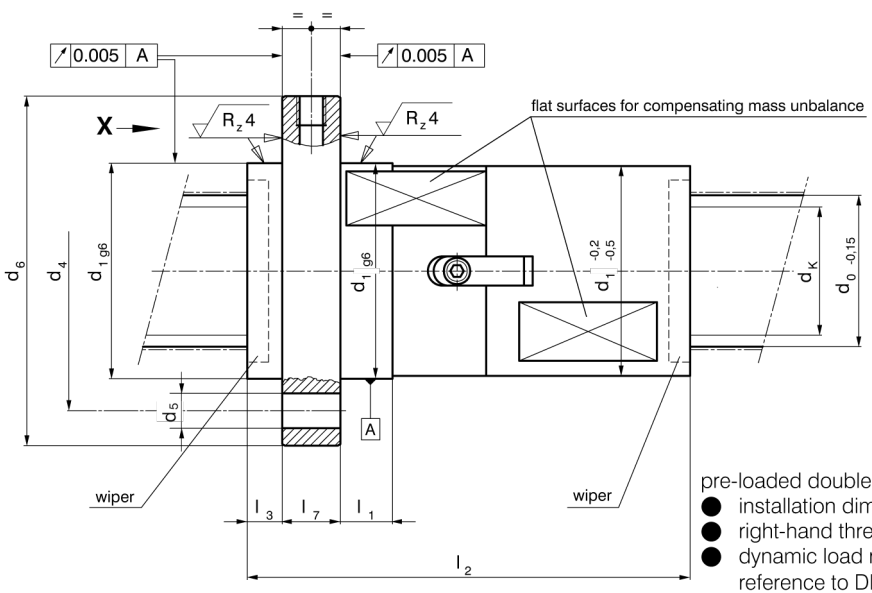

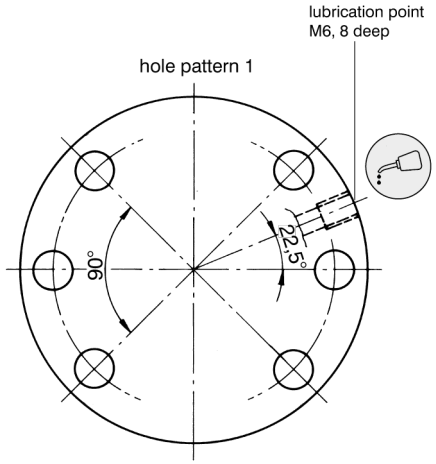

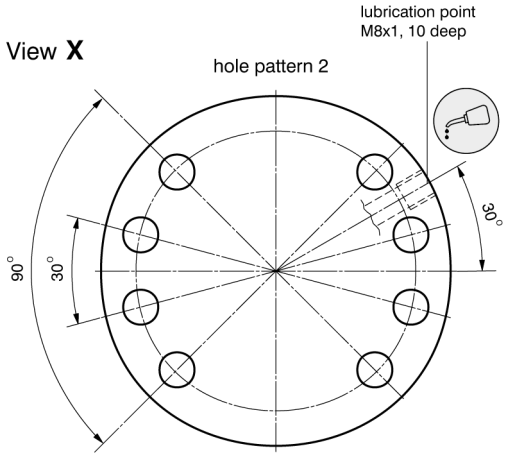

pre-loaded double nut with flange for driven nut
- installation dimensions marked with* as per DIN 69051/5
- right-hand thread = standard
- dynamic load rates C_{am} and static load rates C_{oam} in reference to DIN 69051/4
- axial rigidity of double nut at flange of double nut R_{nu} and
- no-load torque of nut T_{pr0}, test number of rotation $n = 100\ min^{-1}$, without wipers, with preload power of 0.07 x C_{am} DIN 69051/3, tolerance class 1 and 3.

type No. flange A/B	nominal ∅ d_0	lead P	ball ∅	core- ∅ d_k	dia d_1	d_4	d_5	d_6	longitudinal dimensions l_1	l_2	l_3	l_7	hole pattern	number of load carrying threads i	dynamic load rate C_{am} [kN]	static load rate C_{oam} [kN]	axial rigidity of nut R_{nu} [kN/µm] approx. values	no-load orque of nut T_{pr0} [Nm] approx. values
2.032.15.2.A	32	15*	6	26,3	56	71	9	86	20	136	10	14	1	3	47	60	0,7	0,6
2.032.20.2.A	32	20*	6	26,3	56	71	9	86	20	124	10	14	1	2	35	40	0,5	0,5
2.040.10.2.A	40	10*	6	34,3	63	78	9	93	16	131	10	14	2	4	62	104	1,0	0,8
2.040.15.1.A	40	15*	6	34,3	63	78	9	93	16	166	10	14	2	4	61	104	1,1	0,8
2.040.20.1.A	40	20*	6	34,3	63	78	9	93	16	166	10	14	2	3	50	77	0,9	0,7
2.040.20.2.A	40	20	8	32,7	70	85	9	100	25	173	10	14	2	3	77	100	1,0	1,1
2.040.25.1.A	40	25*	6	34,3	63	78	9	93	16	143	10	14	2	2	37	51	0,6	0,7
2.040.25.2.A	40	25	8	32,7	70	85	9	100	25	152	10	14	2	2	58	66	0,7	0,8
2.040.30.2.A	40	30	8	32,7	70	85	9	100	25	168	10	14	2	2	57	65	0,6	1,0
2.050.10.1.A	50	10*	6	44,3	75	93	11	110	16	151	10	16	2	5	74	159	1,5	1,1
2.050.15.1.A	50	15*	6	44,3	75	93	11	110	16	201	10	16	2	5	73	159	1,6	1,2
◯ 2.050.15.2.A	50	15	8	42,7	82	108	11	125	24	178	10	18	2	4	102	174	1,4	1,6 ◯
2.050.15.3.A	50	15*	8	42,7	82	100	11	118	25	178	10	16	2	4	102	174	1,4	1,6
2.050.20.1.A	50	20*	6	44,3	75	93	11	110	16	211	10	16	2	4	62	127	1,3	1,1
◯ 2.050.20.2.A	50	20	8	42,7	82	108	11	125	24	213	10	18	2	4	100	174	1,4	1,6 ◯
2.050.20.3.A	50	20*	8	42,7	82	100	11	118	25	213	10	16	2	4	100	174	1,4	1,6
◯ 2.050.25.1.A	50	25	8	42,7	82	108	11	125	24	208	10	18	2	3	82	130	1,1	1,4 ◯
2.050.25.2.A	50	25*	8	42,7	82	100	11	118	25	208	10	16	2	3	82	130	1,1	1,4
2.050.30.1.A	50	30*	6	44,3	75	93	11	110	16	165	10	16	2	2	38	63	0,7	0,8
◯ 2.050.30.2.A	50	30	8	42,7	82	108	11	125	24	170	10	18	2	2	61	86	0,7	1,2 ◯
2.050.30.3.A	50	30*	8	42,7	82	100	11	118	25	170	10	16	2	2	61	86	0,7	1,2

A.MANNESMANN MASCHINENFABRIK GmbH | Bliedinghauser Str. 27 | 42831 Remscheid | GERMANY
Tel. +49 2191 989-0 | Fax +49 2191 989-201 | mail@amannesmann.de | www.amannesmann.de

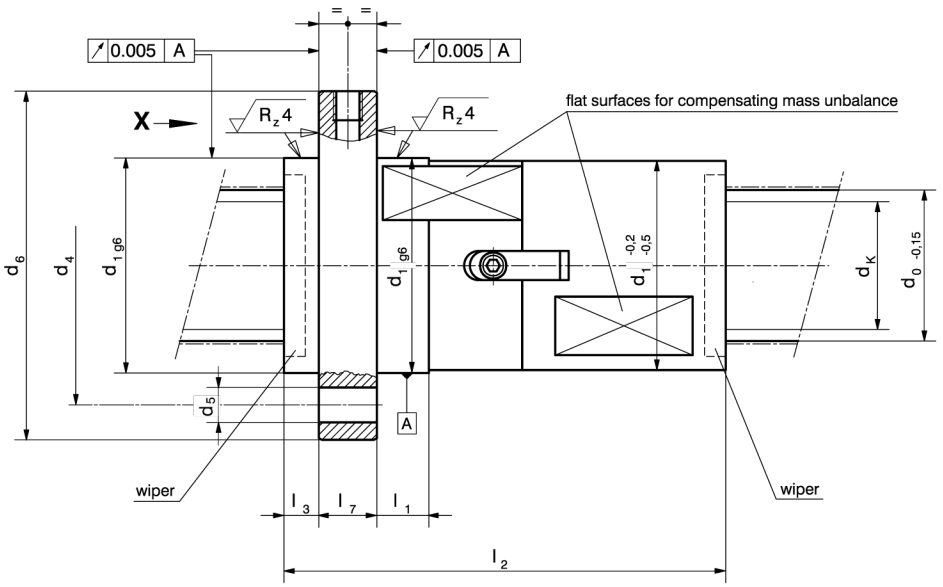

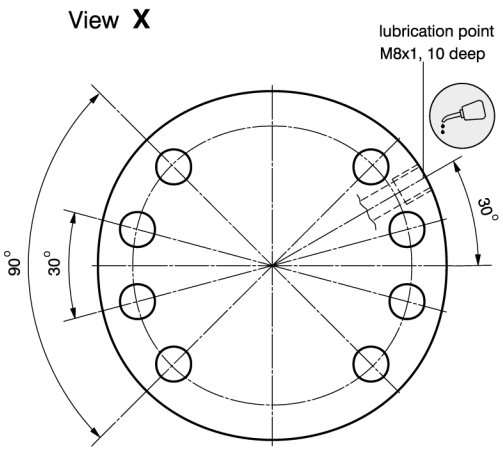

pre-loaded double nut with flange for driven nut

- installation dimensions marked with* as per DIN 69051/5
- right-hand thread = standard
- dynamic load rates C_{am} and static load rates C_{oam} in reference to DIN 69051/4
- axial rigidity of double nut at flange of double nut R_{nu} and
- no-load torque of nut T_{pr0}, test number of rotation n = 100 min^{-1}, without wipers, with preload power of 0.07 x C_{am} DIN 69051/3 tolerance class 1 and 3.

type No. flange A/B	nominal ∅ d_0	lead P	ball ∅	core- ∅ d_k	dia d_1	d_4	d_5	d_6	longitudinal dimensions l_1	l_2	l_3	l_7	number of load carrying threads i	dynamic load rate C_{am} [kN]	static load rate C_{oam} [kN]	axial rigidity of nut R_{nu} [kN/µm] approx. values	no-load torque of nut T_{pr0} [Nm] approx. values
2.063.10.1.A	63	10*	6	57,3	90	108	11	125	16	180	10	18	6	90	243	2,1	1,5
2.063.15.1.A	63	15	6	57,3	90	108	11	125	16	212	10	18	5	78	202	1,9	1,5
2.063.15.2.A	63	15*	8	55,7	95	115	13,5	135	24	213	10	20	5	122	270	2,0	2,0
2.063.15.3.A	63	15*	10	53,7	105	125	13,5	145	30	211	12	20	5	180	350	2,1	3,0
2.063.20.1.A	63	20*	8	55,7	95	115	13,5	135	24	260	10	20	5	120	269	2,0	2,0
2.063.20.2.A	63	20*	10	53,7	105	125	13,5	145	30	259	12	20	5	176	349	2,1	3,0
2.063.25.1.A	63	25*	8	55,7	95	115	13,5	135	24	257	10	20	4	103	215	1,6	1,9
2.063.25.2.A	63	25*	10	53,7	105	125	13,5	145	30	257	12	20	4	150	279	1,7	2,5
2.063.30.1.A	63	30*	8	55,7	95	115	13,5	135	24	243	10	20	3	84	161	1,3	1,8
2.063.30.2.A	63	30*	10	53,7	105	125	13,5	145	30	237	12	20	3	123	208	1,3	2,0
2.063.40.1.A	63	40*	8	55,7	95	115	13,5	135	24	211	10	20	2	63	106	0,9	1,6
2.063.40.2.A	63	40*	10	53,7	105	125	13,5	145	30	211	12	20	2	92	138	0,9	1,6
2.080.20.1.A	80	20*	12,7	68,0	125	145	13,5	165	24	276	15	25	5	272	564	2,6	4,5
2.080.30.1.A	80	30*	12,7	68,0	125	145	13,5	165	25	320	15	25	4	228	449	2,1	5,0
2.080.40.1.A	80	40*	12,7	68,0	125	145	13,5	165	24	304	15	25	3	185	336	1,7	4,0
2.100.20.1.A	100	20*	12,7	88,0	150	176	17,5	202	24	316	15	30	6	319	838	3,6	6,5
2.100.30.1.A	100	30*	12,7	88,0	150	176	17,5	202	24	380	15	30	5	274	696	3,1	7,0
2.100.40.1.A	100	40*	12,7	88,0	150	176	17,5	202	24	308	15	30	3	195	416	2,0	5,5
2.125.20.1.A	125	20*	12,7	113,0	170	196	17,5	222	24	320	15	30	6	344	1076	4,1	7,5
2.125.40.1.A	125	40	12,7	113,0	170	196	17,5	222	24	388	15	30	4	252	715	3,0	6,5
further sizes on demand																	

A.MANNESMANN
A member of
SCHNEEBERGER linear technology

Ball Screws
Double Nut with End Flange,
driven nut

AM 2.52
type DSF

A.MANNESMANN MASCHINENFABRIK GmbH | Bliedinghauser Str. 27 | 42831 Remscheid | GERMANY
Tel. +49 2191 989-0 | Fax +49 2191 989-201 | mail@amannesmann.de | www.amannesmann.de